



Ohio School Boards Association Capital Conference and Trade Show

November 7 – 10, 2010

Greater Columbus Convention Center
Columbus, Ohio

Save dollars and rescue your youngest students

Student achievement

Tuesday, November 9, 2010

3:30 p.m.

C 111

Randy Overbeck, assistant superintendent, Xenia Community City

OSBA website

OSBA recently redesigned its website to better serve member needs. The website, www.ohioschoolboards.org, is available to provide instant access to issues on current educational hot topics and information on OSBA's many featured services and programs.

One of the newest updates to the website includes the 'members only' section. Information in the 'members only' section is reserved just for OSBA members.

In order to view content in this exclusive section, you need to log-in with your e-mail and password. This information was sent to you in a letter earlier this year, however, if you need the log-in information again, do not hesitate to contact OSBA.

OSBA Mission

OSBA leads the way to educational excellence by serving Ohio's public school board members and the diverse districts they represent through superior service and creative solutions.

Ohio School Boards Association

8050 North High Street, Suite 100
Columbus OH 43235-6481
(614) 540-4000 fax (614) 540-4100
www.osba-ohio.org

Saving Your Struggling Students..and Your District Budget

2010 Capital Conference
November 9, 2010

Xenia Community Schools--Overview

Enrollment

- ❖ The district enrollment has been fairly consistent over the past 15 years
- ❖ ADM has remained around 4800-5100
 - ❖ ADM for 2010-11 is 4903
- ❖ The district has been classified as urban, rural and suburban

Xenia Community Schools--Overview

Demographics

- ❖ Xenia Schools have a student profile that is very similar to the State student population
- ❖ The percentages of Xenia F/R lunch students, IEP students, and African-American minority students are all similar to Ohio percentages
- ❖ Taken together, Xenia falls at the 49%-ile



Xenia Community Schools--Overview

Demographics

- ❖ Xenia Schools serve a very diverse student population
- ❖ The area served is primarily a blue-collar, working community
- ❖ The district is identified as urban, rural and suburban



Xenia Community Schools--Overview

District Financial Background

- ❖ The District--
 - ❖ has been at the funding "floor" for decades
 - ❖ has been funded by "minimum" emergency tax levies and 1/2% income tax since the mid '90's

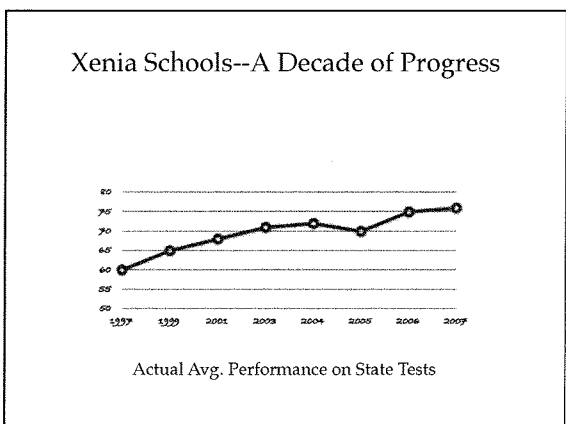
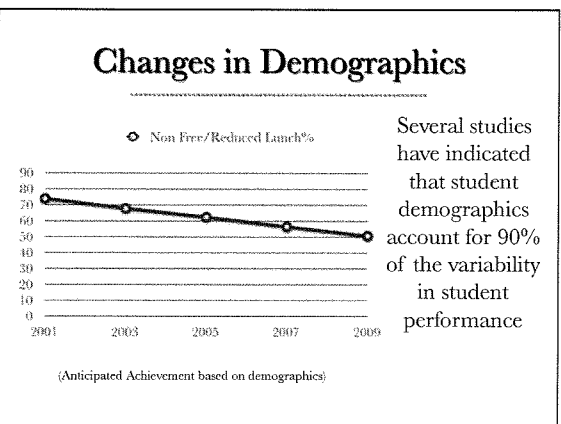
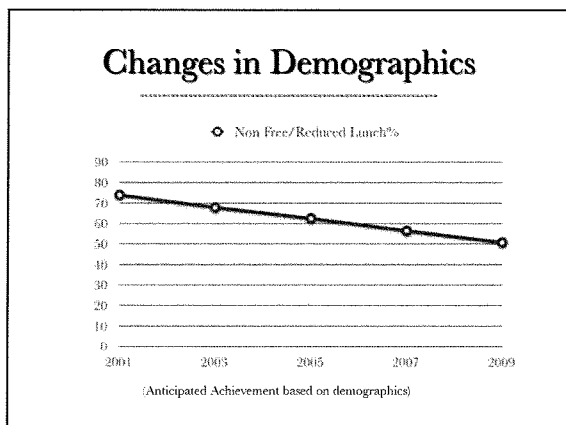
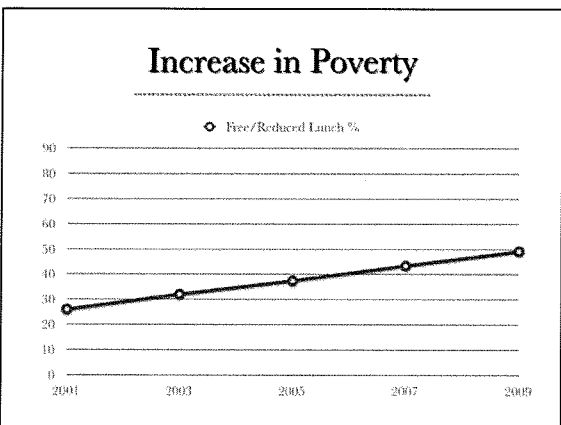
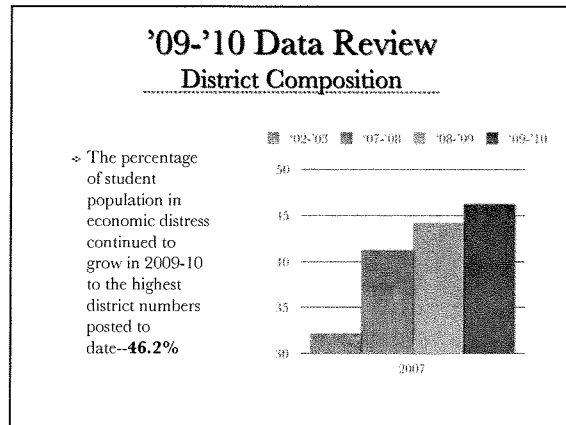
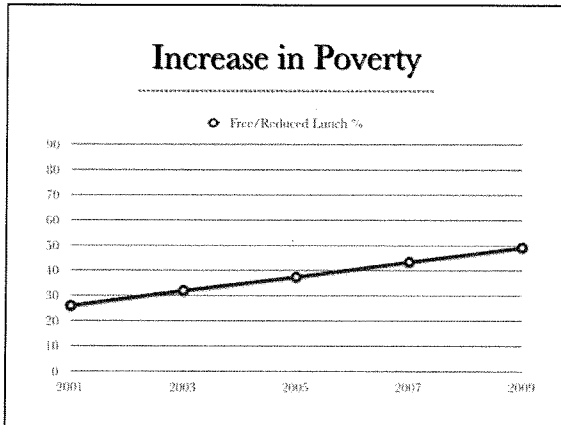


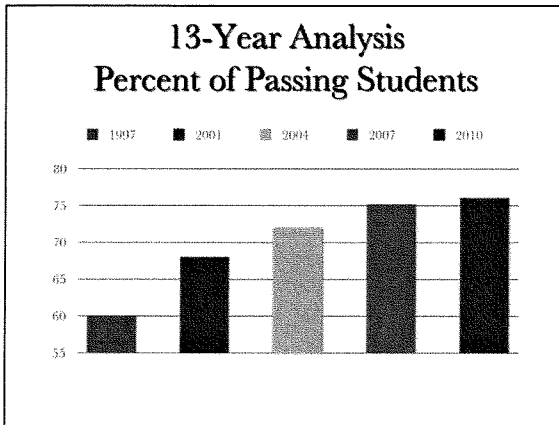
Xenia Community Schools--Overview

District Financial Background

- ❖ The District--
 - ❖ has had "pay to play" athletics since the early 90's
 - ❖ has been forced to make MAJOR (5-15%) cuts four times in past two decades








Xenia Community Schools--Overview

Achievement Data

- ⇒ Xenia Schools have posted **13 consecutive years of improvement** in academic achievement
- ⇒ The district moved from “Academic Emergency” in 2000 to a “District Excellence” in 2008



Xenia Community Schools--Overview


NCLB Information

- ⇒ 2009-10 District AYP info
- ✓ ⇒ The district made AYP for 2009-10 for all subgroups EXCEPT Special Ed students
- ⇒ The district is in District Improvement--Year Seven


Xenia Community Schools--Overview

NCLB Information

- ⇒ 2009-10 Schools AYP Info
- ✓ ⇒ Five district schools MET AYP for all student groups
- ⇒ Five district schools did NOT MEET AYP for one or more subgroups




Xenia Community Schools--Overview



- ⇒ So how has the district achieved this considerable improvement trend over the past 13 years even while having to contend with extremely limited funding?
- ⇒ A trend of increasing academic achievement matched by only a handful of districts across the state

Xenia Community Schools--Overview



- ⇒ So how has the district achieved this improvement trend over the past 13 years?
- ⇒ The district has taken the LONG VIEW, e.g.,
 - ⇒ Faithful implementation of **research-based programs** (e.g., Everyday Math Reading Recovery, Project Lead the Way)
 - ⇒ Targeted, intensive and ongoing **professional development** for teachers and principals

Saving Your Struggling Students

- Question: Do you believe **all** students can learn?
 - Is your district committed to make that happen for even the lowest students?
 - This cannot happen without significant investment



Saving Your Struggling Students

- Regardless of the composition of your student population, the **\$64,000 question** is--How do you plan to address the needs of the lowest performing students (10-20%)?

Saving Your Struggling Students



- What options does your district use to address the needs of lowest primary students?



Saving Your Struggling Students

Remedial programs such as Title I

- What options does your district use to address the needs of lowest primary students?

Saving Your Struggling Students

Retention in grade

Remedial programs such as Title I

- What options does your district use to address the needs of lowest primary students?

Saving Your Struggling Students

Retention in grade

Remedial programs such as Title I

- What options does your district use to address the needs of lowest primary students?

Placement in Special Education

Saving Your Struggling Students



- What options does your district use to address the needs of lowest primary students?
 - Not only are these traditional options NOT successful for many students but
 - Many educators often do NOT think long term—especially for financial considerations

Saving Your Struggling Students

- Over the past fifteen years, Xenia Schools have focused on research-based solutions
- But we have also been cognizant of the long term cost of options and the ROI

Saving Your Struggling Students

- Over the past fifteen years, Xenia Schools have focused on research-based solutions, e.g.,
- **Transitional Kindergarten and/or First Grade** (for students who need more time-developmentally)

Saving Your Struggling Students

- Over the past fifteen years, Xenia Schools have focused on research-based solutions, e.g.,
- Expanded and strengthened our required **Special Ed Preschool** classes



Saving Your Struggling Students

- Over the past fifteen years, Xenia Schools have focused on research-based solutions, e.g.,
- Implemented **Literacy Collaborative (LC)** and **Leveled Literacy Intervention (LLI)**

Saving Your Struggling Students

- Over the past fifteen years, Xenia Schools have focused on research-based solutions, e.g.,
- **Reading Recovery** for the lowest first graders

Saving Your Struggling Students

- Over the past fifteen years, Xenia Schools have focused on research-based solutions, e.g.,
- None of these are INEXPENSIVE but they are COST EFFICIENT and have strong ROI

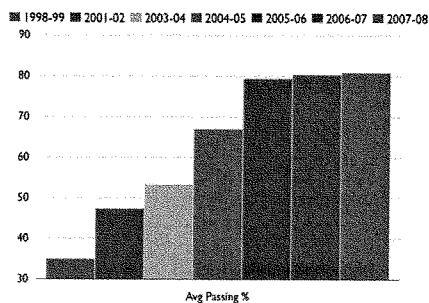
Saving Your Struggling Students

- Sometimes these researched based options have a higher implementation cost...but a significant payoff, both in terms of student achievement and ROI
- E.g., Spring Hill Elementary—a **Literacy Collaborative (LC)** School

Saving Your Struggling Students

- Literacy Collaborative is researched-based program that--
- incorporates best practice in literacy instruction
- with additional, targeted support for the lowest students
- supported by ongoing PD and coaching

Spring Hill--LC School
State Tests--LA Average Performance



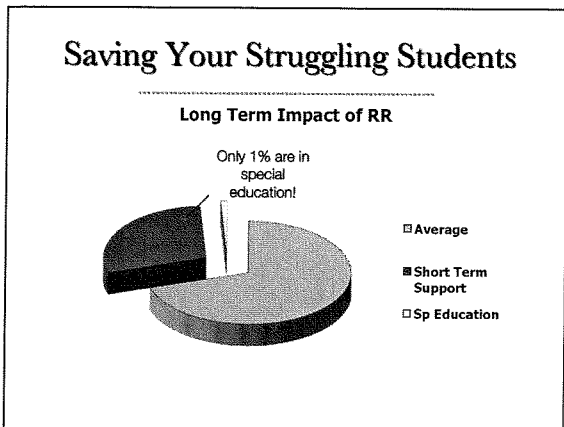
Saving Your Struggling Students

- Perhaps the best example of impact on student achievement and Return on Investment is **READING RECOVERY**
- RR is an intensive one-on-one, short term intervention for the lowest first graders
- Students served for 12-20 weeks have an **astounding 75% success rate**

Saving Your Struggling Students

- **Long Term Impact of Reading Recovery**
- **60%-80%** reach average and remain in average band
- **20-40%** need small group support short term to remain in average band
- **1%** in special education





| Intervention | Additional per pupil cost/year | Average time in program | Total per-pupil cost for five years |
|-------------------|--------------------------------------|-------------------------|-------------------------------------|
| Retention | \$9,500 | 1 year | \$9,500 |
| Title 1 | \$2,000 | 5 years | \$10,000 |
| Special Education | \$4,500 + \$1,000 initial evaluation | 5 years | \$23,000 |
| Reading Recovery | \$3,480 | 12 to 20 weeks | \$3,480 |

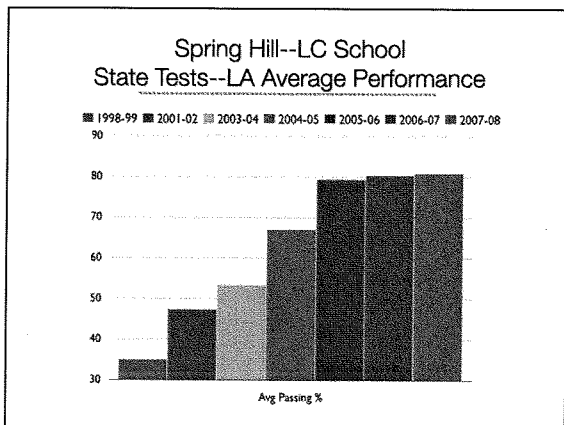
Schmitt et al, 2005, Changing Futures, pg 223, RRCNA

Saving Your Students and \$\$\$

- Each of these options were selected after research and careful analysis
- We were interested in the potential for academic support of struggling students AND the cost benefit

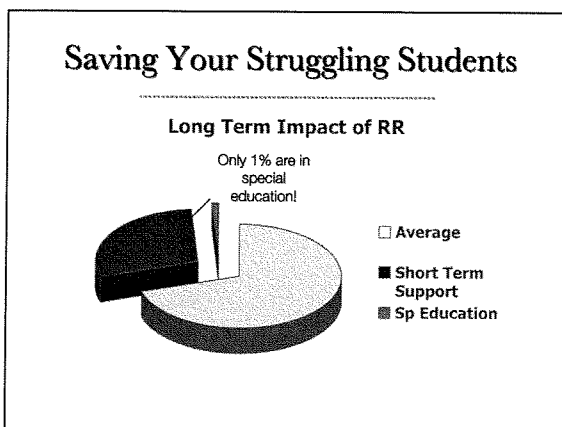
Saving Your Students and \$\$\$

- These district initiatives carry a considerable cost but a larger payoff, e.g.,
- Literacy Collaborative--\$20,000 initial training, ongoing PD costs and .5 FTE LC coach



Saving Your Students and \$\$\$

- These district initiatives carry a considerable cost but a larger payoff, e.g.,
- Reading Recovery--\$7500 initial training, ongoing annual PD costs and .5 FTE serves 8 of the **lowest** 1st graders



| Inter-vention | Additional per pupil cost/year | Average time in program | Total per-pupil cost for five years |
|-------------------|--------------------------------------|-------------------------|-------------------------------------|
| Retention | \$9,500 | 1 year | \$9,500 |
| Title 1 | \$2,000 | 5 years | \$10,000 |
| Special Education | \$4,500 + \$1,000 initial evaluation | 5 years | \$23,000 |
| Reading Recovery | \$3,480 | 12 to 20 weeks | \$3,480 |

Schmitt et al, 2005, Changing Futures, pg 223, RRCNA

Saving Your Students and \$\$\$

- Many districts focus on primarily short term costs and “immediate results”
- “I only have enough funding for two support staff members and I need them to work with 3rd and 4th graders because they take the State test.”

Saving Your Students and \$\$\$

- Many districts focus primarily on short term costs and “immediate results”
- I’m going to put the funding into an intervention (Title I) teachers because they will reach more students”

Saving Your Students and \$\$\$

- The central question is, will the use of limited resources have the best chance to address these students’ needs **and** have a strong ROI for the district?

Saving Your Students and \$\$\$

We have not arrived!

- The district is constantly analyzing options and reviewing progress of targeted students
- There are still students we have not found the right combination of options to help them succeed

Saving Your Students and \$\$\$

- One final caveat: these are a just a few of the tools we've utilized to accomplish **13 consecutive years of increasing academic achievement**

Saving Your Students and \$\$\$

- Questions



Saving Your Students and \$\$\$

Dr. Randy Overbeck
Assistant Superintendent, Xenia Schools
578 E. Market St., Xenia OH 45385
937/376-2961
roverbec@xenia.k12.oh.us

XENIA
COMMUNITY SCHOOLS

578 E. Market St., Xenia, Ohio 45385
Phone: 937-376-2961 Fax: 937-376-4701

